

## SA MONEY MARKET REPORT

21 June 2019

### THE PREVIOUS WEEK IN REVIEW

#### 1. MONEY MARKET INTEREST RATES

SPOT RATES	07-Jun	14-Jun	21-Jun	Change
Repo Rate	6.75%	6.75%	6.75%	0.00%
Treasury Bill 91 days(D)	7.11%	7.10%	7.09%	-0.01%
Treasury Bill 91 days(Y)	7.24%	7.22%	7.22%	0.00%
Treasury Bill 182days(D)	7.14%	7.10%	7.05%	-0.05%
Treasury Bill 182days(Y)	7.40%	7.36%	7.31%	-0.05%
Treasury Bill 273days(D)	7.18%	7.15%	7.08%	-0.07%
Treasury Bill 273days(Y)	7.59%	7.56%	7.48%	-0.08%
Treasury Bill 364days(Y)	7.67%	7.61%	7.54%	-0.07%
3 Month NCD	7.05%	6.95%	6.93%	-0.03%
6 Month NCD	7.40%	7.40%	7.35%	-0.05%
9 Month NCD	7.60%	7.55%	7.53%	-0.03%
12 Month NCD	7.78%	7.73%	7.68%	-0.05%
18 Month NCD (YTM)	7.70%	7.62%	7.58%	-0.04%
24 Month NCD (YTM)	7.75%	7.65%	7.61%	-0.04%
36 Month NCD (YTM)	7.90%	7.82%	7.78%	-0.04%
R207 (YTM)	6.33%	6.36%	6.28%	-0.085%

MONEY MARKET RATES (NACQ)	07-Jun	14-Jun	21-Jun	Change
3 Month NCD	7.05%	6.95%	6.93%	-0.03%
6 Month NCD	7.20%	7.20%	7.16%	-0.05%
9 Month NCD	7.39%	7.35%	7.32%	-0.02%
12 Month NCD	7.56%	7.51%	7.46%	-0.05%
18 Month NCD	7.49%	7.41%	7.37%	-0.04%
24 Month NCD	7.53%	7.44%	7.40%	-0.04%
36 Month NCD	7.68%	7.60%	7.56%	-0.04%
R 207	6.33%	6.36%	6.28%	-0.085%

MONEY MARKET LIQUIDITY	07-Jun	14-Jun	21-Jun	Change
Shortage (Rm)	56000	56000	56000	0
Notes (Rm)	147670	140875	138322	-2553
Reverse Repo (Rm)	0	0	0	0
Debentures (Rm)	154	149	119	-30
Liquidity Requirements (Rm)	57647	60013	56305	-3708

#### 2. JIBAR RATES (Nominal Terms)

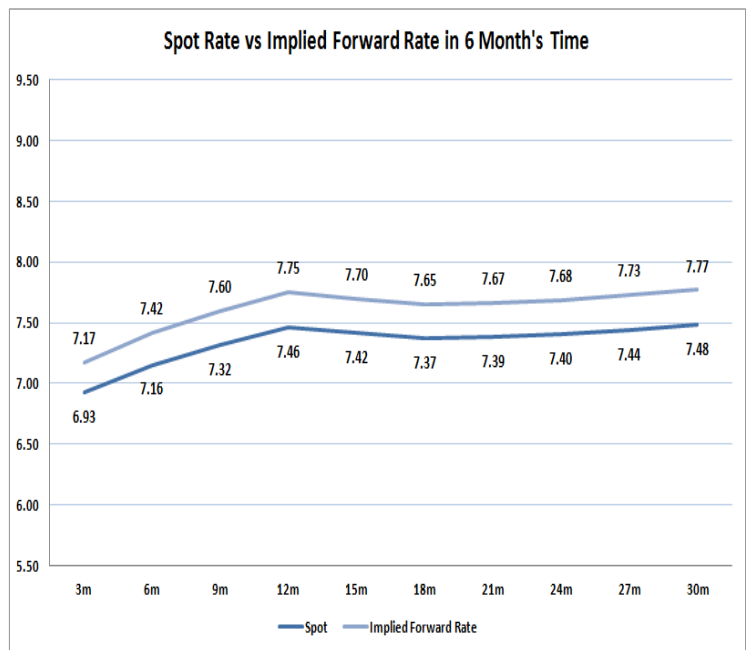
JIBAR (Nominal Terms)	07-Jun	14-Jun	21-Jun	Change
1 Month	6.93%	6.93%	6.92%	-0.02%
3 Month	7.15%	7.15%	7.15%	0.00%
6 Month	7.50%	7.48%	7.41%	-0.07%
9 Month	7.61%	7.60%	7.54%	-0.06%
12 Month	7.82%	7.80%	7.73%	-0.07%

#### 3. CURRENT AND FUTURE YIELD CURVES (NACQ)

In the graph below the implied forward rates in six months' time are plotted opposite the current spot rates for the corresponding number of months. The implied forward rates are derived from a break-even calculation approach.

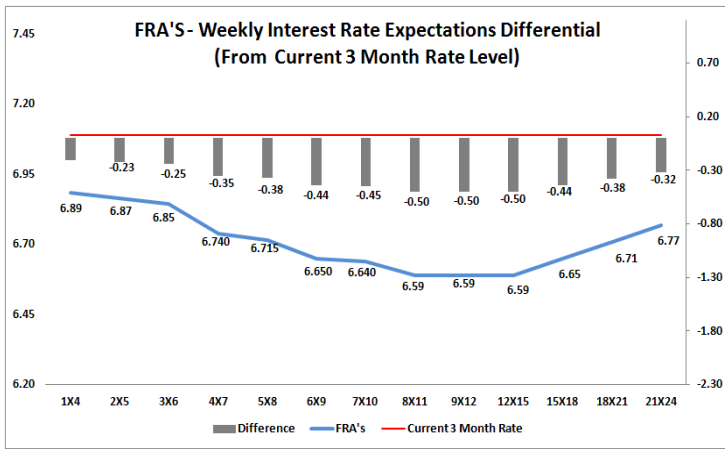
The rates represented in the line graphs below are in NACQ terms.

According to the break-even (forward/forward) calculation, the 12 and 18-month interest rates will be 7.75% and 7.65% respectively in six months time.



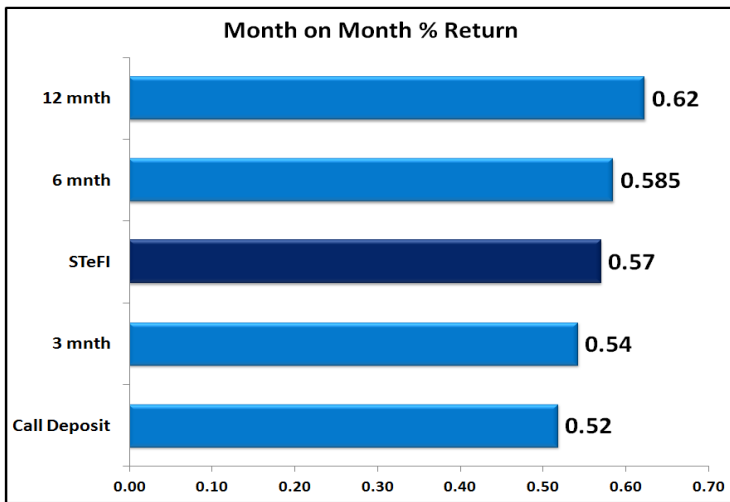
#### 4. FRA RATES (NACQ)

FRA's	07-Jun	14-Jun	21-Jun	Change
1x4	7.04%	7.03%	6.87%	-0.16%
3x6	6.85%	6.84%	6.73%	-0.11%
6x9	6.66%	6.68%	6.61%	-0.07%
9x12	6.63%	6.63%	6.52%	-0.12%
12x15	6.65%	6.64%	6.51%	-0.13%
15x18	6.72%	6.69%	6.57%	-0.13%
18x21	6.80%	6.81%	6.61%	-0.19%
21x24	6.88%	6.92%	6.66%	-0.26%
24x27	6.96%	7.04%	6.70%	-0.33%
27x30	7.04%	7.15%	6.75%	-0.40%

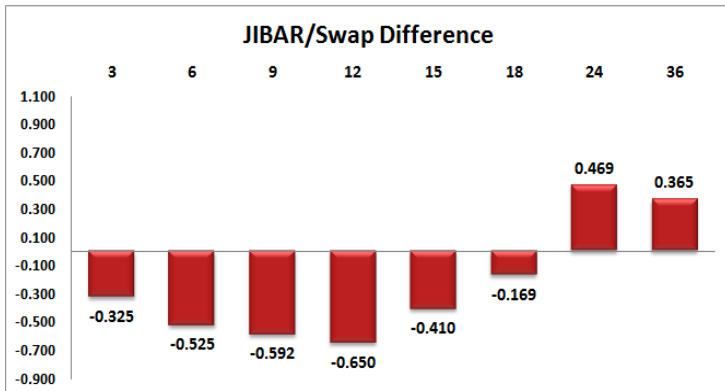
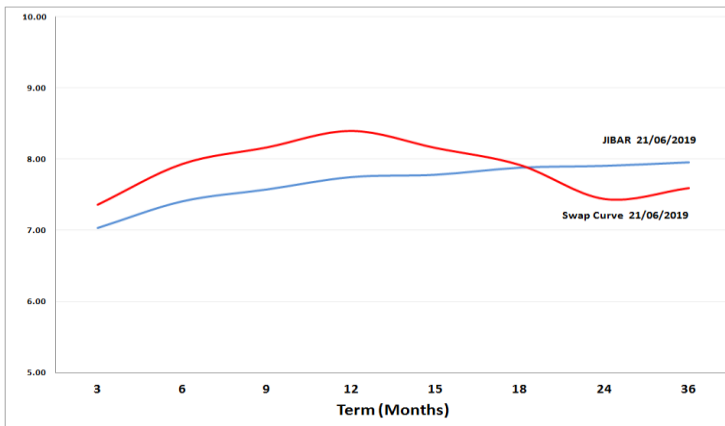


## 5. MONEY MARKET PERFORMANCE

STeFI (Month on Month) gained 0.57% with the best return 0.62% in the 12-Month area.



## 6. JIBAR and SWAPS - Curve



## 7. SARB AND NATIONAL TREASURY OPERATIONS

SARB DEBENTURES			
	Received	Allotted	Av. Rate
7 Days	119	119	6.740%
14 Days	0	0	0.000%
28 Days	0	0	0.000%
56 Days	0	0	0.000%

LONG TERM REVERSE REPO			
14 Days			
	Allotted	Av. Rate	

56 Days			
	Allotted	Av. Rate	

TREASURY BILLS			
	Received	Allotted	Av. Rate
91 Days	R2055m	R1095m	7.22%
182 Days	R7753m	R2939.80m	7.31%
273 Days	R7469m	R2950m	7.48%

## 8. THE WEEK AHEAD

Date	Time	Country	Event	Month	Previous	Forecast
24-Jun-19	07:00:00	Japan	Coincident Index		101.9	101.9
	07:00:00	Japan	Leading Economic Index		95.5	95.5
	10:00:00	Germany	IFO - Business Climate		97.9	99.3
	10:00:00	Germany	IFO - Current Assessment		100.6	100.9
	10:00:00	Germany	IFO - Expectations		95.3	95.4
	12:00:00	UK	Inflation Report Hearings			
	14:30:00	US	Chicago Fed National Activity Index		-0.45	-0.37
	16:30:00	US	Dallas Fed Manufacturing Business Index		-5.3	4.8
	17:30:00	US	3-Month Bill Auction		2.17%	
	17:30:00	US	6-Month Bill Auction		2.13%	
	01:50:00	Japan	Corporate Service Price (YoY)		0.90%	1%
	01:50:00	Japan	BoJ Monetary Policy Meeting Minutes			
25-Jun-19	02:00:00	US	OPEC Meeting			
	12:00:00	UK	CBI Distributive Trades Survey - Realized (MoM)		-2.7%	
	14:55:00	US	Redbook Index (YoY)		5.40%	
	14:55:00	US	Redbook Index (MoM)		-2.40%	
	15:00:00	US	S&P/Case-Shiller Home Price Indices (YoY)	May'19	2.70%	2.60%
	15:00:00	US	Housing Price Index (MoM)	May'19	0.10%	0.20%
	16:00:00	US	Consumer Confidence	May'19		
	16:00:00	US	New Home Sales Change (MoM)	May'19	-6.90%	-2.80%
	16:00:00	US	New Home Sales (MoM)	May'19	0.673M	0.68M
	16:00:00	US	Richmond Fed Manufacturing Index		5	5
	19:00:00	US	2-Year Note Auction		2.13%	
	22:30:00	US	API Weekly Crude Oil Stock		-0.812M	
26-Jun-19	08:00:00	Germany	Gfk Consumer Confidence Survey		10.1	10.4
	09:00:00	EU	Non-Monetary Policy ECB Meeting			
	10:30:00	UK	BBA Mortgage Approvals	May'19	42.989K	
	13:00:00	US	MBA Mortgage Applications	May'19	-3.40%	
	14:30:00	US	Wholesale Inventories	May'19	0.80%	0.50%
	14:30:00	US	Goods Trade Balance	May'19	-7.12B	
	14:30:00	US	Durable Goods Orders ex Defense	May'19	-2.50%	
	14:30:00	US	Durable Goods Orders ex Transportation	May'19	0%	0.20%
	14:30:00	US	Durable Goods Orders	May'19	-2.10%	0.20%
	14:30:00	US	Nondefense Capital Goods Orders ex Aircraft	May'19	-0.90%	0.10%
	16:30:00	US	EIA Crude Oil Stocks Change		-3.106M	
	19:00:00	US	5-Year Note Auction		2.07%	
	01:50:00	Japan	Foreign Investment in Japan Stocks		-95.4B	
	01:50:00	Japan	Foreign Bond Investment		327.3B	
	01:50:00	Japan	Retail Trade s.a (MoM)	May'19	0%	-0.60%
	01:50:00	Japan	Retail Trade (YoY)	May'19	5.50%	0.60%
	01:50:00	Japan	Large Retailers' Sales	May'19	-1.80%	-1.20%
27-Jun-19	11:00:00	EU	Industrial Confidence	May'19	-2.9	-4.7
	11:00:00	EU	Business Climate	May'19	0.3	
	11:00:00	EU	Economic Sentiment Indicator	May'19	105.1	
	11:00:00	EU	Consumer Confidence	May'19	-7.2	
	11:00:00	EU	Services Sentiment	May'19	12.2	12.3
	11:30:00	SA	Producer Price Index (YoY)	May'19	6.50%	
	11:30:00	SA	Producer Price Index (MoM)	May'19	1.30%	
	14:00:00	Germany	Harmonized Index of Consumer Prices (MoM)	May'19	0.30%	-1.10%
	14:00:00	Germany	Consumer Price Index (MoM)	May'19	0.20%	-0.30%
	14:00:00	Germany	Harmonized Index of Consumer Prices (YoY)	May'19	1.30%	1.30%
	14:00:00	Germany	Consumer Price Index (YoY)	May'19	1.40%	1.40%
	14:30:00	US	Continuing Jobless Claims	May'19	1.662M	
	14:30:00	US	Initial Jobless Claims	May'19	216K	
	14:30:00	US	Gross Domestic Product Annualized	Q2 (Final)	3.10%	3.10%
	14:30:00	US	Gross Domestic Product Price Index	Q2 (Final)	0.50%	
	14:30:00	US	Personal Consumption Expenditures Prices (QoQ)	May'19	0.40%	
	14:30:00	US	Core Personal Consumption Expenditures (QoQ)	May'19	1%	
	16:00:00	US	Pending Home Sales (YoY)	May'19	-2%	2.70%
	16:00:00	US	Pending Home Sales (MoM)	May'19	-1.50%	0.90%
	16:30:00	US	EIA Natural Gas Storage Change		115B	
	17:00:00	US	Kansas Fed Manufacturing Activity		2	
	17:30:00	US	4-Week Bill Auction		2.14%	
	19:00:00	US	7-Year Note Auction		2.14%	
	01:01:00	UK	GfK Consumer Confidence		-10	
	01:30:00	Japan	Jobs / Applicants Ratio	May'19	1.6	1.63
	01:30:00	Japan	Unemployment Rate	May'19	2.40%	2.40%
	01:50:00	Japan	Tokyo CPI ex Food, Energy (YoY)	May'19	0.80%	0.80%
	01:50:00	Japan	Tokyo Consumer Price Index (YoY)	May'19	1.10%	1.30%
	01:50:00	Japan	Tokyo CPI ex Fresh Food (YoY)	May'19	1.10%	1.20%
	01:50:00	Japan	BoJ Summary of Opinions			
	01:50:00	Japan	Industrial Production (MoM)	May'19	0.60%	0.20%
	01:50:00	Japan	Industrial Production (YoY)	May'19	-1.10%	-2.60%
28-Jun-19	07:00:00	Japan	Construction Orders (YoY)	May'19	-19.90%	
	07:00:00	Japan	Housing Starts (YoY)	May'19	-5.70%	-0.90%
	07:00:00	Japan	Annualized Housing Starts	May'19	0.921M	
	08:00:00	Germany	Import Price Index (YoY)	May'19	1.40%	1.60%
	08:00:00	Germany	Import Price Index (MoM)	May'19	0.30%	0.50%
	08:00:00	UK	Nationwide Housing Prices s.a (MoM)	May'19	-0.20%	
	08:00:00	UK	Nationwide Housing Prices n.s.a (YoY)	May'19	0.60%	
	08:00:00	SA	Private Sector Credit	May'19	7.95%	6.60%
	08:00:00	SA	M3 Money Supply (YoY)	May'19	8.77%	7
	10:30:00	UK	Gross Domestic Product (YoY)	Q2 (Final)	1.80%	1.30%
	10:30:00	UK	Gross Domestic Product (QoQ)	Q2 (Final)	0.50%	0.20%
	10:30:00	UK	Total Business Investment (QoQ)	May'19	0.50%	0.50%
	10:30:00	UK	Total Business Investment (YoY)	May'19	-1.40%	-1.40%
	10:30:00	UK	Consumer Credit	May'19	0.942B	
	10:30:00	UK	Current Account	May'19	-23.707B	-23B
	11:00:00	EU	Consumer Price Index (YoY)	Jun'19	1.20%	1.30%
	11:00:00	EU	Consumer Price Index - Core (YoY)	Jun'19	0.80%	1%
	14:00:00	SA	Trade Balance (in Rands)	May'19	-3.43B	1.25B
	14:30:00	US	Personal Consumption Expenditures - Price Index (MoM)	May'19	0.30%	0.10%
	14:30:00	US	Personal Income (MoM)	May'19	0.50%	0.30%
	14:30:00	US	Core Personal Consumption Expenditure - Price Index (MoM)	May'19	0.20%	0.10%
	14:30:00	US	Personal Consumption Expenditures - Price Index (YoY)	May'19	1.50%	1.50%
	14:30:00	US	Personal Spending	May'19	0.30%	0.40%
	14:30:00	US	Core Personal Consumption Expenditure - Price Index (YoY)	May'19	1.60%	1.60%
	15:45:00	US	Chicago Purchasing Managers' Index		54.2	54.3

Major Central Banks Rate Decisions			
Central Bank	Next Meeting	Last Change	Current Interest Rate
European Central Bank	25-Jul-19	10-Mar-16	0.00%
Bank of Japan	30-Jul-19	29-Jan-16	-0.10%
Bank of England	01-Aug-19	02-Aug-18	0.75%
Federal Reserve	31-Jul-18	19-Dec-18	2.50%
SARB	18-Jul-19	22-Nov-18	6.75%